

**MINUTES OF THE
NORTH SHORE WATER COMMISSION
MEETING OF WEDNESDAY, MAY 10, 2023**

The North Shore Water Commission held a meeting on Wednesday, May 10, 2023, using an internet-based conferencing platform called Zoom.

Meeting was called to order at 8:00 A.M. by Mr. Edlebeck.

Present:

Scott Botcher, Chair (Fox Point)
Charlie Imig, Secretary (Glendale)
John Edlebeck, Member (Whitefish Bay)

Also Present:

Below are other individuals that attended the meeting.

Eric Kiefer, Plant Manager & Recording Secretary
Duane Ziege, Maintenance Supervisor
Kevin Ausman, Fox Point Assistant Village Manager
Vanessa Wishart, Partner at Stafford Rosenbaum (present during item 3)
Jane Landretti, Partner at Stafford Rosenbaum (present during item 3)
Lawrie Kobza, Attorney at Boardman Clark (present during item 4)
Jared Walker Smith, Attorney at Boardman Clark (present during item 4)

ANNUAL ROTATION OF OFFICE

Annual rotation of office on May 1. Scott Botcher is now the Chair (Fox Point); Charlie Imig is now the Secretary (Glendale); John Edlebeck is now the Member (Whitefish Bay); Jaimie Krueger is the Fiscal Agent (Whitefish Bay).

After the recognition of the annual rotation of office, Scott Botcher presided over the rest of the meeting.

INTERVIEW OF STAFFORD ROSENBAUM LAW FIRM

Mr. Botcher introduced himself and the other Commissioners. Afterwards, he invited Jane Landretti and Vanessa Wishart to introduce themselves and talk about their law firm. Much of this information can be found in the curricula vitae that were submitted ahead of the meeting. Summary of the discussion is as follows.

There was mention of lobbying as part of the firm's experience. Are these attorneys registered as lobbyists? Ms. Wishart explained that she is a registered lobbyist and her experience in that capacity. They explained how they lobby for municipalities and utilities.

Attorneys in the firm are on various committees alongside the Wisconsin Department of Natural

Resources (WDNR); does that present any conflicts of interest? Ms. Landretti and Ms. Wishart explained that they represent the interests of their clients first and foremost. They are able to promote the interests of their clients while maintaining strong relationships with regulators and legislators.

Would the Commission have a single point of contact with Stafford Rosenbaum? Ms. Landretti and Ms. Wishart explained that attorneys in their firm typically practice specific areas of law. Ms. Landretti explained that their plan would be to assign a point of contact, and that individual would make sure the appropriate people are involved and that files are properly maintained. Ms. Landretti explained that she would most likely assume that role.

There was a question about whether Stafford Rosenbaum has experience working with an organization like the Commission which is unique in ownership and structure. Ms. Landretti and Ms. Wishart explained that they work with Neenah and Menasha which jointly own a wastewater treatment facility.

There was a question about PFAS which Mr. Kiefer explained. He explained that WDNR and EPA sometimes treat the Commission, and its member utilities, differently because it is unique.

No action was taken regarding this matter.

INTERVIEW OF BOARDMAN & CLARK LAW FIRM

Mr. Botcher introduced himself and the other Commissioners. Afterwards, he invited Lawrie Kobza and Jared Walker Smith to introduce themselves and talk about their law firm. Much of this information can be found in the curricula vitae that were submitted ahead of the meeting. Summary of the discussion is as follows.

Mr. Kiefer noted that the Commission retained Lawrie Kobza about 15 years ago; Ms. Kobza explained that the Commission was negotiating a wholesale water agreement with the City of Mequon. Ms. Kobza and her firm were retained towards the end of the negotiations to help finalize a contract. Furthermore, Ms. Kobza added that she and her firm represented many of the Milwaukee suburbs pertaining to rate cases.

There was a question about the differences between the Central Brown County Water Authority (CBCWA) and the Commission. Ms. Kobza explained that she has been working with the CBCWA since its inception in 1999. She and her clients studied the model used by the Commission before ultimately deciding on using a different structure due to its desire to have bonding authority. Another major difference is that CBCWA is a legal entity designed to purchase wholesale water for resale to its members--it is more similar to a water distribution system than to a water treatment system.

Would the Commission have a single point of contact with Boardman Clark? Mr. Smith and Ms. Kobza explained that the Commission would have access to both of them; however, they suggest that the Commission use Mr. Smith as the first point of contact. Mr. Smith is accustomed to this kind of on-call / as-needed work.

Attorneys in the firm are on various committees alongside WDNR; does that present any

conflicts of interest? Ms. Kobza assured the Commission that her firm represents clients first and foremost--while promoting the larger perspective of water utilities.

No action was taken regarding this matter.

MINUTES

It was moved by Mr. Imig, seconded by Mr. Edlebeck, and unanimously carried to approve the minutes for the meeting held April 12, 2023.

MONTHLY REPORT OF PLANT OPERATIONS

Mr. Kiefer presented the monthly report of plant operations. He noted that production was lower than last year at this time. As previously reported, this affects pump efficiency. Furthermore, he continues to deal with the billing issues with We Energies.

Below are the items that were submitted to the Commission in the operations and maintenance report prior to the meeting.

1. Operator Technician John Mahnke returned to work on 05/04/2023.
2. Faust Company performed annual testing and maintenance on the backflow preventers.
3. Milwaukee Metropolitan Sewerage District collected their annual basin sludge discharge sample for solids analysis.
4. Relief Operator Technician Brad Ziege passed the Municipal Waterworks Operator Certification - Surface Water exam and completed training.
5. Plant staff trapped and relocated another raccoon from the Klode Park Pumping Station.
6. Plant staff is feeding sodium hypochlorite to clean out the mussel control chemical feed line at the Klode Park pumping station.

The report was placed on file without any motion.

ANNUAL OPERATING BUDGET

The budget reports were submitted ahead of the Commission meeting. As of March 31, the Commission remains under budget by approximately \$44,000.

The reports were put on file without motion.

MONTHLY BILLS

It was moved by Mr. Imig, seconded by Mr. Edlebeck, and unanimously carried to approve the payment request and to approve and authorize the Fiscal Agent to make such payments.

<u>Vendor</u>	<u>Amount</u>
-- OPERATING FUND EXPENDITURES --	
3FoldIT (monthly network services and voip charges)	\$905.00
Amazon (custodial supplies, cable ties, nylon straps, HVAC supplies, gloves, lab supplies, label maker supplies, regulator, office supplies,	\$1,281.98

soap, and respirators)	
Atsou-Tse Koffi-Kutodzo (reimb conference)	\$120.00
Baxter & Woodman (corrosion control engineering)	\$1,550.00
Concentra (employee medical review and respirator fit testing)	\$454.00
Cummins N Power (spark plug wires)	\$970.74
Diggers Hotline (tickets)	\$66.30
Diversified Benefit Services (Section 125 Plan admin)	\$190.60
Eric Kiefer (reimb conference)	\$120.00
Forward TS (monthly copier maintenance fee and toner)	\$21.85
Hawkins (treatment chemicals: phosphoric acid, aqueous ammonia, and LPC-5)	\$14,428.13
Home Depot (center pull towel)	\$69.34
Milport (treatment chemical: sodium hypochlorite)	\$8,916.65
MMSD (sludge analysis)	\$390.00
Northern Lake Service (compliance and corrosion monitoring)	\$378.56
Redford Data Services (annual support contract renewal)	\$14,302.00
Rotroff Jeanson (accounting service)	\$1,537.00
Securian (life insurance)	\$157.96
Spectrum (internet service)	\$539.86
Travis Leanna (reimb conference)	\$146.35
USA Bluebook (reagents and standards)	\$450.61
Village Ace Hardware (hardware)	\$12.87
Village of Fox Point (gasoline)	\$31.34
WaterStone Bank (credit card - General Fund)	\$401.91
-- AT&T (monthly internet charge): \$80.25	
-- Cyberhoot (monthly license for small teams): \$25.00	
-- Domotoz (monthly subscription for network analyzer): \$23.00	
-- Google (google apps for business & archived users): \$104.00	
-- Straight Talk (monthly fee): \$45.81	
-- USPS (stamps): \$63.00	
-- Whokeys (2 Windows 11 OEM license keys): \$44.86	
-- Zoom (monthly fee): \$15.99	
We Energies (Bender electric - estimate)	\$14,466.74
We Energies (Bender gas - estimate)	\$678.04
We Energies (Green Tree electric - estimate)	\$15.26
We Energies (Henry Clay electric - estimate)	\$16.53
We Energies (Klode electric - estimate)	\$4,398.38
We Energies (Klode gas - estimate)	\$27.81
Wisconsin State Lab of Hygiene (fluoride analysis)	\$28.00
	SUB-TOT \$67,073.81
-- CAPITAL EXPENDITURES CHARGED DIRECTLY TO CAPITAL FUND --	
	SUB-TOT \$0.00
-- PAYMENT REQUESTS --	

Project 2023-1 (Valve Actuator Replacement Project)

<i>Labor Charged to the Project</i>	\$1,062.87
<i>Capital Expenditures</i>	
Reference#: 1M97-FHPW-Q6CH Amazon <i>Electrical junction boxes with hinges.</i>	\$146.16
Reference#: 7151531, 7351531, 7311696, 7900763, 7900770, 6162066, 6274730, 6402552, 6534380, 6592784, 6886144, 5324460, 5577208, 5634630, 5785157, & 4492053 Home Depot <i>Conduits, switches, wire, and conduit fittings.</i>	\$2,496.70
<u><i>Allocation to Members</i></u>	
<i>Fox Point (18.48%)</i>	\$684.82
<i>Glendale (49.67%)</i>	\$1,840.63
<i>Whitefish Bay (31.85%)</i>	\$1,180.28
	SUB-TOT \$3,705.73
Project 2023-2 (SCADA Security Upgrades)	
<i>Labor Charged to the Project</i>	\$803.95
<i>Capital Expenditures</i>	
Reference#: 1CW4-MJFH-1TQW & 1FXD-QWRW-46Q1 Amazon <i>Server parts, drives, brackets, batteries, and Ethernet cable.</i>	\$1,028.08
Reference#: SI00076933 Beckhoff Automation <i>SCADA terminals</i>	\$595.07
Reference#: 1273084 Inductive Automation <i>SCADA Panel Software</i>	\$1,475.22
Reference#: 1304432255 Newegg Business <i>Power supply for Supermicro server</i>	\$181.80
<u><i>Allocation to Members</i></u>	
<i>Fox Point (18.48%)</i>	\$754.75
<i>Glendale (49.67%)</i>	\$2,028.58
<i>Whitefish Bay (31.85%)</i>	\$1,300.79
	SUB-TOT \$4,084.12
Project 2023-4 (Security System Installation Project)	
<i>Labor Charged to the Project</i>	\$982.78
<i>Capital Expenditures</i>	
Reference#: 1113 Digital Bay Tech <i>Magnetic proximity switches, door & window switches, and enclosures.</i>	\$3,498.90
<u><i>Allocation to Members</i></u>	
<i>Fox Point (18.48%)</i>	\$828.21
<i>Glendale (49.67%)</i>	\$2,226.05
<i>Whitefish Bay (31.85%)</i>	\$1,427.42
	SUB-TOT \$4,481.68

TOTAL \$79,345.34

UPDATE REGARDING CAPITAL PROJECTS

Mr. Kiefer provided a summary of the progress made with capital projects. First, in regards to the actuator replacements for the unattended operations project, he explained that conduit, wire, fittings, and other materials have been procured so that the current conduit infrastructure can be extended to accommodate the new electric actuators. Second, some of the computers have been replaced as part of the SCADA security project. Procurement of operating system and related software licensing for SCADA equipment continues to be challenging, but progress has been made. Third, plant staff has procured equipment needed for installing security systems at the plant and at the remote pumping stations. Various electrical components required to communicate with sensors have been installed and are now connected to SCADA at the Bender facility. Once this system is fully operational at this facility, the security systems at the other facilities will be installed.

No action was taken regarding this matter.

LEAD AND COPPER UPDATE

Mr. Kiefer provided the Commission with letters from WDNR explaining recent approvals. He explained that the first step has already been completed. The Commission transitioned from 28% phosphoric acid to 75% phosphoric acid. This was necessary because the Commission ultimately needs to increase its dose from 1 ppm to 3 ppm--instead of replacing chemical feed equipment (tanks and pumps), the Commission only needs to increase the strength of the chemical itself.

Mr. Kiefer explained the schedule for making the approved change. Furthermore, he reminded the Commission that the upcoming lead and copper rule changes require the utilities to develop a complete inventory of its pipes.

Mr. Kiefer went on to explain that this year the Commission would normally coordinate sample collection for its member utilities, but WDNR is not requiring sample collection until corrosion control optimization is complete. He explained that comparable systems would collect 30 samples (every 3 years) during reduced monitoring. However, Mr. Kiefer and his staff will be coordinating 160 samples twice in a single year (a total of 320 samples). He explained the way it will impact the Commission and believes it will be necessary to hire an additional person during this monitoring period or retain a company to assist.

No action was taken regarding this matter.

NEXT MEETING

The next regular meeting was scheduled for Wednesday, June 14, 2023, at 8:00 A.M. via Zoom.

ADJOURNMENT

It was moved by Mr. Botcher, seconded by Mr. Imig, and unanimously carried to adjourn at 9:08 A.M.

Submitted by:

Eric Kiefer, Plant Manager and Recording Secretary

Date

DRAFT

NORTH SHORE LIBRARY - STATISTICS FOR INSL Statistics Update for May 2023



		January	February	March	April	May	June	YTD
Library Activity	Checkouts	15896	14468	16318	14886	14405		75973
	Checkins	12170	11458	13547	12153	11575		60903
	Patron Count	6997	6287	7385	6881	5819		33369
Patron Activity by Community	Bayside	2296	2152	2382	2279	2458		7119
	Fox Point	5212	4670	5164	5151	5154		15469
	Glendale	7548	6973	7764	7341	7450		22555
	River Hills	703	585	677	632	640		1949
						39		
Curbside		41	42	37	14	28		162
Study Room(s) Usage	Uses per month	117	85	95	98	106		501
	Hours per month	213.7	173.7	169.52	194.33	211.28		962.53
Community Room Usage	Library program	27	34	37	29	39		166
	Outside group	11	6	7	9	9		42
	Total uses	38	40	44	38	48		208
Community Room Hours	Library program	30	37	47	48	40		202
	Outside group	30.5	15	17	16.5	17.5		96.5
	Total hours	60.5	52	64	64.5	57.5		298.5
Kanopy	Film	122	115	235	260	337 *		1069
*May stats unavailable 6/7/23								

Overdrive	Audio	1733	1578	1815	1737	1990		8853
	E-book	2308	1943	2330	2353	2247		11181
	Magazine	736	741	845	790	620		3732
	Total	4777	4262	4990	4880	4857		23766
Hoopla	Digital collections	643	655	638	611			2547
Filled holds		4353	4010	4059	4880	3577		20879
New patrons		64	63	59	60	51		297
New items		351	415	501	382	439		2088
Wifi access		701	554	622	634	659		3170
Website visits		5147	4678	4939	5038	5167		24969
Programs offered: in person	Young child (0-5)*					3		38
	Child (6-11)	12	15	21	13	6		23
*compiled with children thru April	Young adult (12-18)	0	0	1	1	1		3
	Adult (19+)	7	9	7	4	4		31
	General interest (all ages)	1	0	1	1	2		5
Programming attendance: in person	Young child (0-5)*					74		776
	Child (6-11)	230	288	450	219	55		521
*compiled with children thru April	Young adult (12-18)	0	0	16	0	1		17
	Adult (19+)	163	40	43	15	24		285
	General interest (all ages)	11	0	29	13	108		161
Reference questions		206	694	1068	981	849		3798



CITY OF GLENDALE
POLICE DEPARTMENT

5909 North Milwaukee River Parkway
Glendale, Wisconsin 53209-3815
(414) 228-1753
Fax (414) 228-1707
Email: police@glendale-wi.org

June 6, 2023

Mayor and Common Council
City of Glendale
5909 N. Milwaukee River Pkwy.
Glendale, Wisconsin 53209

Dear Mayor and Common Council,

Attached is the Glendale Police Department monthly report for May 2023. This report tabulates the total number of calls handled and provides an overview of our monthly activity.

Officers responded to a total of 1501 calls for service in this period. There were 8 Crimes Against Persons reported, 63 Crimes Against Property investigated, 44 Crimes Against Society and 34 Flock Alerts.

Should you have any questions regarding this report, or additional suggestions, please don't hesitate to call on me.

Sincerely,

Mark Ferguson
Chief of Police



CFS Tally by Hours

Printed On: 06/01/23 06:49

Reporting Period: 05/01/2023 - 06/01/2023

Hourly Breakdown

City of Glendale

	Total	0	1	2	3	4	5	6	7	8	9	10	11	12	13	14	15
Total	1,501	78	70	71	55	29	18	39	52	71	75	67	76	69	69	100	70
911 - 911 Hang up/error	112	1	5	4			3	3	1	1	7	6	12	5	8	7	7
AC - Animal Complaints	25								1	1	5		1	4	1		
ACPD - Accident - PDO	34	1							1	2	2	3	3	3	1	2	3
AOA - Assist Other Agency	22	2	2	1	2		2					1	2	1	1	1	
ASBT - Assault/Battery	3																1
AV - Abandoned Vehicle	5									2						1	1
BA - Burglar Alarm	35	2	1	3		2		3	2		3	3			2	1	1
CDTP - Property Damage	3									1							1
CHAP - Chapter 51 Commitment	2																
CHECK - Vacation/Business Checks	110	14	20	23	21	10	2	6		2	1	1	2	1			
CODE - Code Violations	4									1						1	
CONV - Conveyance	3						1									2	
DC - Disorderly Conduct	59		2	1						4	6	2	3	1	2	3	9
DEATH - Death Investigation	1																
DIST - Disturbance	8	1		1									3		1	1	
DISV - Disabled Vehicle	14							2		1	1	1		2	1	1	1
DRIVE - Driving Complaint	20	1			1				1						3	1	3
DRUG - Controlled Substance	4				1					1							
DV - Domestic Violence	8			1					1				1				
EIP - Entry in Progress	1														1		
ESC - Escort	2														1		
EV - Entry to Vehicle	3			1						1					1		
EXPO - Indecent Exposure	3								1								
FDCALL - Fire Call - PD	20				1		2			2	1				1	3	1
FI - Subject Stop for FI	23	4	7	2	3	2		1		2	1						1



CFS Tally by Hours

Printed On: 06/01/23 06:49

Reporting Period: 05/01/2023 - 06/01/2023

Hourly Breakdown

	16	17	18	19	20	21	22	23
Total	72	81	82	53	34	73	64	33
911 - 911 Hang up/error	12	4	6	5	2	8	2	3
AC - Animal Complaints	1	3	1	3	3	1		
ACPD - Accident - PDO	3	4	2	3		1		
AOA - Assist Other Agency	1	1	3	1			1	
ASBT - Assault/Battery								2
AV - Abandoned Vehicle				1				
BA - Burglar Alarm	1		3	2		3	2	1
CDTP - Property Damage		1						
CHAP - Chapter 51 Commitment		1		1				
CHECK - Vacation/Business Checks	1	3				2	1	
CODE - Code Violations						1	1	
CONV - Conveyance								
DC - Disorderly Conduct	3	5	4	2	1	7	3	1
DEATH - Death Investigation			1					
DIST - Disturbance						1		
DISV - Disabled Vehicle				1	1		1	1
DRIVE - Driving Complaint		4		2		1	2	1
DRUG - Controlled Substance		1					1	
DV - Domestic Violence			1	1	2	1		
EIP - Entry in Progress								
ESC - Escort	1							
EV - Entry to Vehicle								
EXPO - Indecent Exposure	1					1		
FDCALL - Fire Call - PD		3	1		2	2		1
FI - Subject Stop for FI								



CFS Tally by Hours

Printed On: 06/01/23 06:49

Reporting Period: 05/01/2023 - 06/01/2023

Hourly Breakdown

	Total	0	1	2	3	4	5	6	7	8	9	10	11	12	13	14	15
Fight - Fight	2															1	
FLOCK - Flock Camera Safety System	34	1	1					1		2	1	1	3	1	1	5	3
FPROP - Found Property	13								1		1	4		2	1		
FRAUD - Fraud	18									1	2	1		3	1	3	4
FT - Family Trouble	12									2							2
HALM - Hold Up Alarm	4										1		1				
HAZ - Road Hazard - PD	11							1	2	1		2		1		2	1
HR - Hit and Run	9												1			3	1
JUV - Juvenile Complaint	5											1					
LOCKOUT - Auto Lockout	10	1			1						2						
MISSING - Missing	9																
MVT - Motor Vehicle Theft	9									1		1	1		2		1
NOISE - Noise Complaint	12	3							1			1					
NT - Neighbor Trouble	1											1					
OPEN - Open Door	4	1	1	1													
OWI - Operating While Intoxicated	3					1											
PARK - Parking Complaint	8								1		2				1		1
PI - Accident/PI	6											1		1		1	1
PRIS - Prisoner Transport	7										1			3		1	
PROP - Property Damage-Unintentional	3									1							
RECV - Recovered Stolen Veh	2												1		1		
REPO - Repossess A Vehicle	6		2								1		1	1		1	
RFP - Request for Police	90	4	3		2	3	1	3	1	5	4	6	1	10	2	9	4
ROBB - Robbery	1																
RORD - Restraining Order	6	1										1		1		1	
RTHFT - Retail Theft	38							1	2	2	1	2	2	3	2	3	4



CFS Tally by Hours

Printed On: 06/01/23 06:49

Reporting Period: 05/01/2023 - 06/01/2023

Hourly Breakdown

	16	17	18	19	20	21	22	23
Fight - Fight				1				
FLOCK - Flock Camera Safety System	4		3	2	1	1	1	2
FPROP - Found Property		1	2				1	
FRAUD - Fraud	1	2						
FT - Family Trouble	1	2	3	1	1			
HALM - Hold Up Alarm			1	1				
HAZ - Road Hazard - PD			1					
HR - Hit and Run		1	2					1
JUV - Juvenile Complaint	1		2				1	
LOCKOUT - Auto Lockout	4		1				1	
MISSING - Missing	3	1	1		2	2		
MVT - Motor Vehicle Theft	1	2						
NOISE - Noise Complaint				2	1	1	1	2
NT - Neighbor Trouble								
OPEN - Open Door			1					
OWI - Operating While Intoxicated								2
PARK - Parking Complaint				1		2		
PI - Accident/PI		2						
PRIS - Prisoner Transport		1		1				
PROP - Property Damage-Unintentional			1	1				
RECV - Recovered Stolen Veh								
REPO - Repossess A Vehicle								
RFP - Request for Police	6	4	6	9	2	3		2
ROBB - Robbery						1		
RORD - Restraining Order				1		1		
RTHFT - Retail Theft	3	2	4	4	2		1	



CFS Tally by Hours

Printed On: 06/01/23 06:49

Reporting Period: 05/01/2023 - 06/01/2023

Hourly Breakdown

	Total	0	1	2	3	4	5	6	7	8	9	10	11	12	13	14	15
SEX - Sex Offense / Assault	1															1	
SHOTS - Shots Fired	1																
SOLIC - Solicitor Complaint	5									1	1					1	2
SPAS - Special Assignment	24								18							2	2
STAT - STAT Alert	2						1										
SUSP - Suspicious Activity	63	3	3	4	6	4	1	1		2	1	1	5	1	2	3	3
TELE - Telephone Complaint	3											1	1				
THEFT - Theft Complaint	21								1	2			1	1	6	4	
TRES - Trespassing	15								1	1	1	3	1	1	1	1	
TRFC - Traffic Control	3								1			1					1
TS - Traffic Stop	408	36	22	29	17	7	4	17	10	25	24	19	24	21	19	26	7
UTIL - Utilities	2																1
WEAP - Weapons Complaint	2																1
WELF - Welfare Check	73	2	1				1		5	4	5	3	6	2	6	8	2
ZRIDESCH - *Ride Schedule-GLPD ONLY*	31																



CFS Tally by Hours

Printed On: 06/01/23 06:49

Reporting Period: 05/01/2023 - 06/01/2023

Hourly Breakdown

	16	17	18	19	20	21	22	23
SEX - Sex Offense / Assault								
SHOTS - Shots Fired							1	
SOLIC - Solicitor Complaint								
SPAS - Special Assignment	1		1					
STAT - STAT Alert						1		
SUSP - Suspicious Activity	2	1	7	1	1	6	3	2
TELE - Telephone Complaint		1						
THEFT - Theft Complaint	2	1	1			2		
TRES - Trespassing	1	1	1				1	1
TRFC - Traffic Control								
TS - Traffic Stop	14	26	18	2	9	19	13	
UTIL - Utilities						1		
WEAP - Weapons Complaint				1				
WELF - Welfare Check	4	3	4	3	4	4	4	2
ZRIDESCH - *Ride Schedule-GLPD ONLY*							22	9



Monthly Activity Overview Report

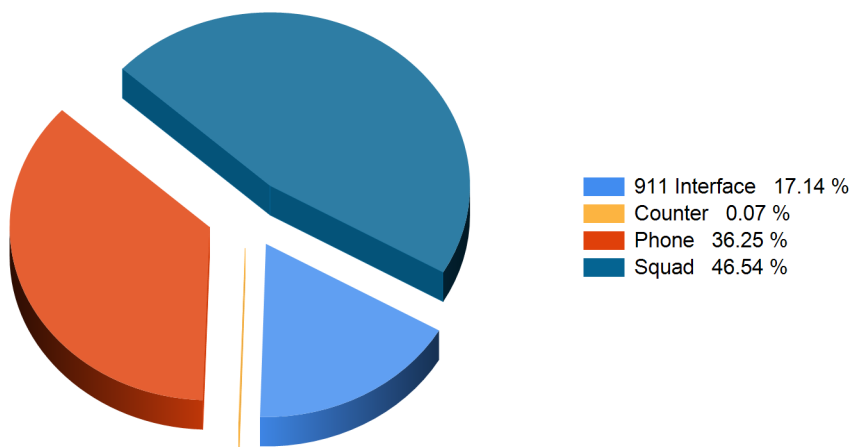
Printed On: 06/01/23 08:05

For Reporting Period: **05/01/2023 - 05/31/2023**

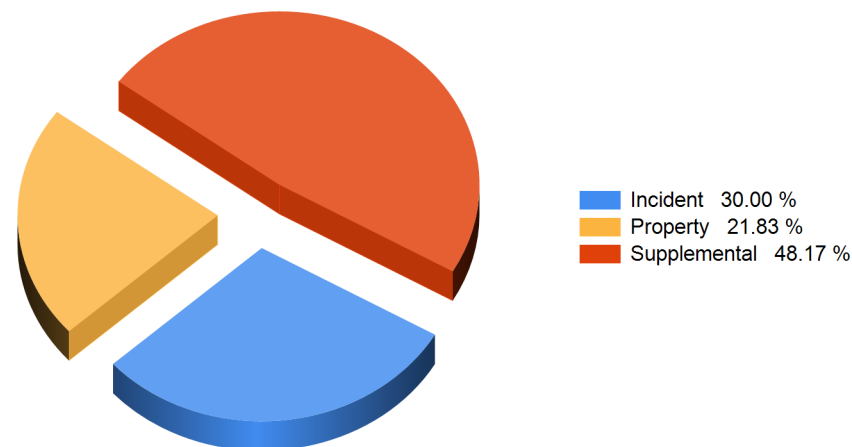
Patrol Area: **G1,G2,G3,G4,G5**

NOTE: This report cannot be run based on individual officer - it is based on unique Incident. This report is for specific overview purposes & counts. For individual Officer activities, please refer to Officer Activity Count reports.

Calls



Reports



Reports are selected based upon Dttm report is written and selected if Dttm falls within date range above-specified.

		Total	0001 0800 Hours	0800 1600 Hours	1601 2400 Hours
Total		1,418	375	574	469
Calls	911 Interface	243	33	114	96
	Counter	1	1	0	0
	Phone	514	63	238	213
	Squad	660	278	222	160

		Total	0001 0800 Hours	0800 1600 Hours	1601 2400 Hours
Total		820	187	380	253
Reports	Incident	246	62	101	83
	Property	179	55	63	61
	Supplemental	395	70	216	109



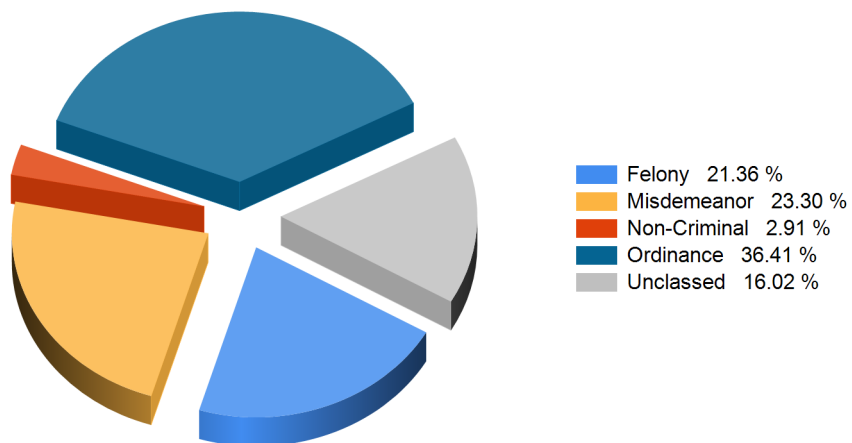
Monthly Activity Overview Report

Printed On: 06/01/23 08:05

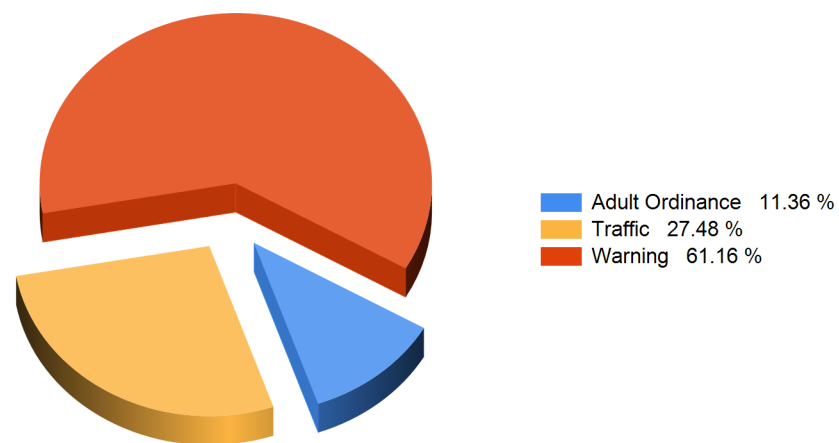
For Reporting Period: 05/01/2023 - 05/31/2023

Patrol Area: G1,G2,G3,G4,G5

Arrests



Citations



Arrests are selected based upon the charge type. Therefore if an arrest was made wherein three charges with different types are noted, the arrest will count under Each charge type.

Citations are counted by Citation Type alone.

	Total	0001 0800 Hours	0800 1600 Hours	1601 2400 Hours
Total	206	77	54	75
Arrests				
Felony	44	7	15	22
Misdemeanor	48	24	13	11
Non-Criminal	6	5	0	1
Ordinance	75	27	18	30
Unclassed	33	14	8	11

	Total	0001 0800 Hours	0800 1600 Hours	1601 2400 Hours
Total	421	147	160	114
Citations				
Adult Ordinance	55	20	12	23
Traffic	133	39	45	49
Warning	233	88	103	42



Monthly Activity Overview Report


Printed On: 06/01/23 08:05

For Reporting Period: **05/01/2023 - 05/31/2023**

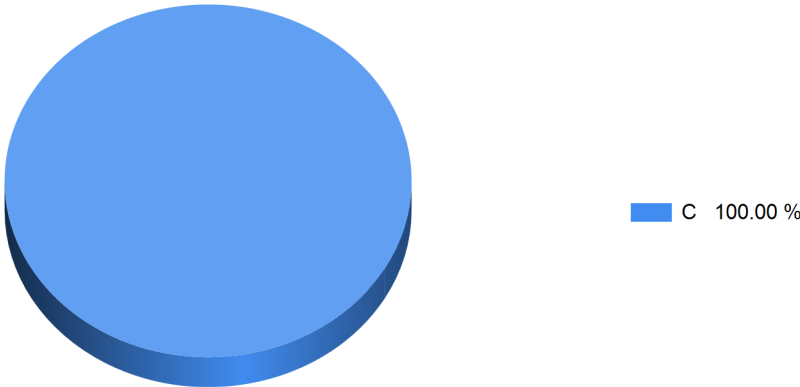
Patrol Area: **G1,G2,G3,G4,G5**

Field Interview Stops

No Data Available



Crash



Field Interview Stops are counted by reason for stop.

	Total
Total	0

Crashes are counted by Crash type alone.

		Total	0001 0800 Hours	0800 1600 Hours	1601 2400 Hours
	Total	31	2	17	12
crash	C	31	2	17	12